

SSR

Southwest Sports Research – Covering Arlington since 1986



Keven Costlow (kscostlow@yahoo.com)

September 28, 2015

FOR IMMEDIATE RELEASE

ARLINGTON ISD – WEEK SIX PREVIEW

DISTRICT 4-6A

 **North Crowley Panthers (2-2, 1-0) at**  **Arlington Colts (2-2, 1-0)**

7 p.m. Thursday at UTA's Maverick Stadium

THE SERIES: The Colts lead the series, 6-0, including both previous meetings at Maverick Stadium. Last year's game was supposed to be at Maverick Stadium, but stadium problems forced the game to be moved to North Crowley.

LAST WEEK: Arlington High opened district action with a 50-15 thumping of Weatherford, while North Crowley routed Fort Worth Paschal, 57-15.

ON A ROLL: The Colts are going for their second-consecutive 2-0 start in district play.

THE COLT-PANTHER SERIES:

2008 Arlington, 21-0 (Birdville AC)	2012 Arlington, 41-7 (Crowley)
2010 Arlington, 55-19 (Maverick)	2013 Arlington, 61-7 (Maverick)
2011 Arlington, 42-35 (Crowley)	2014 Arlington, 31-28 (Crowley)

 **Martin Warriors (2-2, 1-0) at**  **Sam Houston Texans (1-3, 0-1)**

7:30 p.m. Friday, Wilemon Field



THE SERIES: The Warriors lead the series, 20-12, and have won the last 11. Martin also enjoys an 9-7 edge at Wilemon Field, having won the last five. Sam Houston hasn't beaten the Warriors at Wilemon since 2002.

LAST WEEK: Martin handled Lamar, 52-24, while Sam Houston was shaded by Bowie, 35-29, in overtime.

IN THE LOOP: Martin's win last week was its 10th consecutive District win. A win this week would tie the Warriors for the fifth-longest district winning streak in AISD history.

THE TEXAN-WARRIOR SERIES:

1983 S. Houston, 32-0 (Wile)	1994 Martin, 7-0 (Crav)	2005 Martin, 26-20 (Wile)
1984 S. Houston, 14-7 (Wile)	1995 Martin, 23-3 (Wile)	2006 Martin, 69-42 (Cravens)
1985 S. Houston, 44-8 (Wile)	1996 Martin, 13-7 (Crav)	2007 Martin, 31-0 (Wilemon)
1986 Martin, 26-14 (Crav)	1997 Martin, 35-14 (Wile)	2008 Martin, 48-20 (Cravens)
1987 S. Houston, 17-7 (Mav)	1998 S. Houston, 35-14 (Wile)	2009 Martin, 46-27 (Wile)
1988 Martin, 17-8 (Mav)	1999 Martin, 51-50 (Crav)	2010 Martin, 43-6 (Cravens)
1989 S. Houston, 23-14 (Wile)	2000 Martin, 6-0 (Wile)	2011 Martin, 72-7 (Wilemon)
1990 Martin, 24-7 (Wile)	2001 S. Houston, 36-10 (Crav)	2012 Martin, 52-21 (Cravens)
1991 S. Houston, 42-14 (Mav)	2002 S. Houston, 35-0 (Wile)	2013 Martin, 52-13 (Wile)
1992 S. Houston, 50-10 (Mav)	2003 S. Houston, 15-9 (Crav)	2014 Martin, 40-20 (Cravens)
1993 S. Houston, 28-6 (Wile)	2004 Martin, 43-40 OT (Crav)	

 **Bowie Volunteers (2-2, 1-0) at**  **Lamar Vikings (3-1, 0-1)**

7:30 p.m. Friday, Cravens Field

THE SERIES: The Vikings lead the series, 24-7, although Bowie has won seven of the last nine games. Lamar also owns an 11-4 edge at Cravens Field, although Bowie has won the last four. The Vikings haven't beaten Bowie at Cravens since 2005.

LAST WEEK: Bowie edged Sam Houston, 35-29, rallying from a 19-point deficit to win the game in overtime. Lamar was stopped by Martin, 52-24.

UNFAMILIAR TERRITORY: Lamar hasn't started district play 0-2 since 2007.

THE VIKING-VOLUNTEER SERIES:

1975 Lamar, 33-6 (Cravens)	1995 Lamar, 41-17 (Crav)	2006 Bowie, 42-28 (Cravens)
1976 Lamar, 14-3 (Cravens)	1996 Lamar, 35-9 (Crav)	2007 Bowie, 35-14 (Maverick)
1977 Lamar, 20-10 (Wile)	1997 Lamar, 45-21 (Mav)	2008 Bowie, 38-22 (Maverick)
1978 Lamar, 23-7 (Wile)	1998 Lamar, 42-3 (Mav)	2009 Bowie, 35-13 (Cravens)
1979 Lamar, 7-6 (Cravens)	1999 Lamar, 42-0 (Crav)	2010 Bowie, 36-22 (Cravens)
1980 Lamar, 24-14 (Wile)	2000 Lamar, 61-21 (Crav)	2011 Lamar, 21-20 (Wilemon)
1981 Lamar, 24-7 (Cravens)	2001 Lamar, 20-13 (Mav)	2012 Bowie, 63-35 (Wilemon)
1982 Lamar, 17-3 (Wilemon)	2002 Lamar, 35-20 (Mav)	2013 Bowie, 48-17 (Cravens)
1992 Lamar, 56-0 (Maverick)	2003 Lamar, 49-14 (Crav)	2014 Lamar, 41-38 (Wilemon)
1993 Lamar, 41-13 (Cravens)	2004 Lamar, 43-0 (Mav)	
1994 Lamar, 49-7 (Maverick)	2005 Lamar, 38-20 (Crav)	